

Euclid

GET AHEAD OF THE CURVE

Procedure in downloading the Caseware Working Papers software



caseware[™]

VERSION 1.00

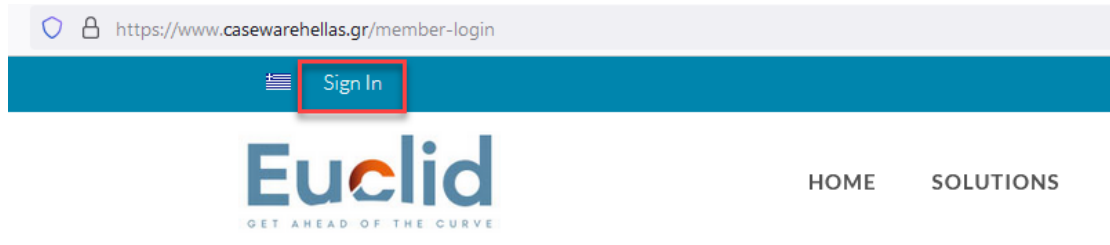
PROCEDURE SUMMARY

1. **Download Caseware Working Papers from the Client Support area of our web site. 3**
2. **When the download process completes, find the file in Downloads and follow the Procedure in installing Caseware Working Papers5**

1. Download Caseware Working Papers from the Client Support Area of our web site.

(Note: We recommend using [Mozilla Firefox](#) or [Google Chrome](#) for browsing our website)

- a. You can access the Client Support Area at <https://www.casewarehellas.gr>. Press Sign in



Welcome to the member login area. Login with your credentials to view more exclusive content.

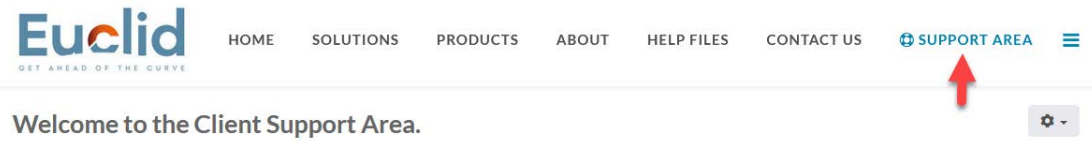
- b. Login using your Email and Password

Welcome to the member login area. Login with your credentials to view more exclusive content.

Remember Me

[Forgot Login?](#)

- c. Once logged in, click on the option “Support Area”



- d. Select Caseware Working Papers – SmartSync Greece

Welcome to the Client Support Area.

You can select a **Product** below to view available downloads.

Product

Caseware Working Papers - SmartSync

New!

- e. In Caseware Working Papers download page, click to download Working Papers Smart Sync Greece 2023

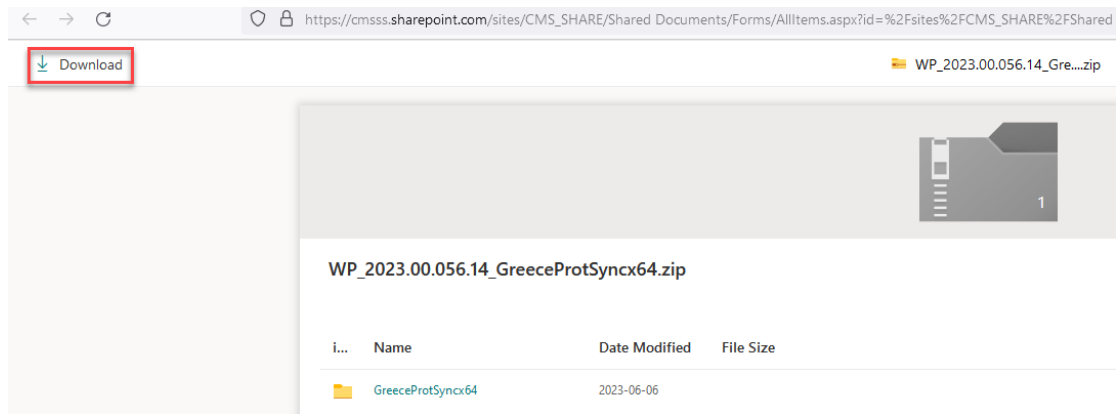
IMPORTANT NOTE: Caseware Working Papers 2023 does not work on machines with Windows 32bit operating system.

Caseware Working Papers - SmartSync Greece download page

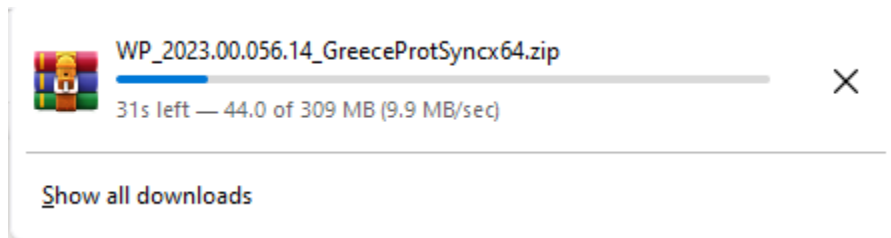
Version: WP2023.00.056.14

Download Working Papers Smart Sync Greece 2023

f. You will be transferred to the SharePoint page, click to Download



g. At the bottom of the page, you will see the software downloading. In some cases, a window will pop up, select to Save File and click OK.



2. When the download process completes, find the file in Downloads and follow the Procedure in installing Caseware Working Papers